

UNIX

Full face mask UNIX 5000



PURPOSE AND CONDITIONS OF USE

The mask is used as a facepiece for personal respiratory protection. It is designed to supply purified air to the human respiratory system and simultaneously protect the face and eyes from harmful substances. According to EN 136, the mask belongs to category 2- general purpose mask. It is used in all climatic regions at temperatures from - 40 to + 40°C.

ADVANTAGES:

1. Wide field of vision – not less than 80%
2. Convenient adjustment of the head harness at five points and reliable fixation of the mask on the head
3. Fast and reliable bayonet connection of filters
4. Wide range of gas and particle filters
5. Universal size

TECHNICAL CHARACTERISTICS

NAME OF INDICATOR	VALUE OF INDICATOR
Initial resistance to the air flow at a constant volume flow rate of 160 dm ³ / min, PA (mm of wc), not more:	
- on inhalation	250 (25)
- on exhalation	300 (30)
Weight, g, not more than	680
Size	universal
Material of:	
- head harness	rubber
- face seal	rubber
- inner mask	rubber
Guaranteed shelf life, years	10

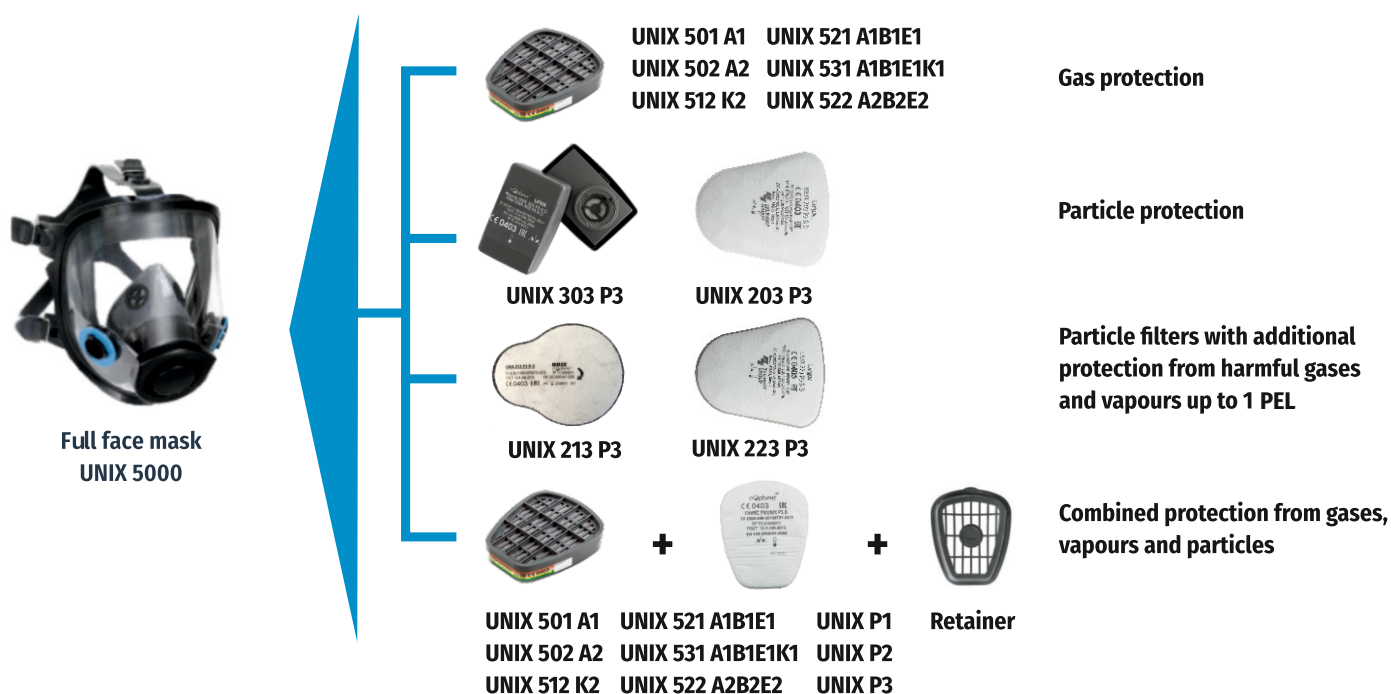
APPLICATION










Full face mask UNIX 5000 is equipped with gas filters of UNIX 500 series and particle filters UNIX 203 P3 D, UNIX 213 P3 D, UNIX 223 P3 D, UNIX 303 P3 D. Prefilters UNIX P1, P2, P3 are used for combined protection against harmful gases, vapours and particles.






UNIX 500 series gas filters protect against one or several harmful substances. Attach them to the mask using a bayonet connection.

Particle filters protect against harmful particles (dust, fume, mist). Attach them to the mask with a bayonet connection.

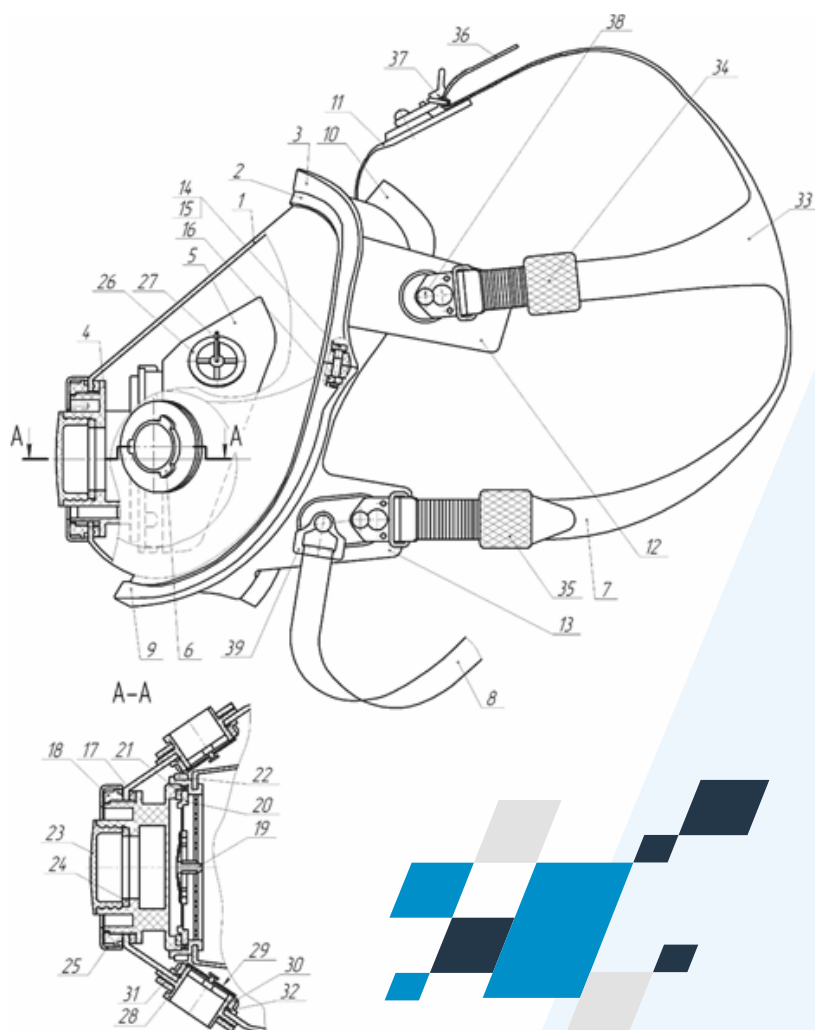
- UNIX 203 P3 D particle filters are attached directly to the mask.
- UNIX 213 P3 D filters are attached directly to the mask. They protect from particles, as well as harmful gases and vapours up to 1 PEL.
- UNIX 223 P3 D filters are attached directly to the mask. They provide protection against particles, as well as harmful gases and vapors up to 1 PEL.
- UNIX 303 P3 D filters of the closed type are designed for operation in conditions of high humidity. They are attached directly to the mask.
- Particle prefilters UNIX P1, P2, P3 together with gas filters UNIX 500 series provide combined protection. Join them with a retainer.



FILTER	COLOR	STANDARD	PROTECTION AGAINST	INDUSTRIAL FIELD
Gas filters of UNIX 500 series				
UNIX 501 A1 UNIX 502 A2		EN 14387:2004 +A1:2008	Organic gases and vapours with a boiling point >65° C	<ul style="list-style-type: none"> - Motor industry - Aircraft construction and aircraft repair - Shipbuilding - Production and use of ink and dyes - Painting works - Production and use of glue - Production of paints and varnishes - Production and use of resins
UNIX 512 K2		EN 14387:2004 +A1:2008	Ammonia and its organic derivatives	<ul style="list-style-type: none"> - Production and maintenance of equipment - Spraying and processing of agricultural chemicals
UNIX 521 A1B1E1 UNIX 522 A2B2E2	  	EN 14387:2004 +A1:2008	Combination of organic gases and vapours with a boiling point >65° C, inorganic and acid gases	<ul style="list-style-type: none"> - Motor industry - Aircraft construction and aircraft repair - Shipbuilding - Production and use of ink and dyes - Painting works - Production and use of glue - Production of paints and varnishes - Production and use of resins - Electrolysis production - Acid cleaning - Metal etching - Metal engraving
UNIX 531 A1B1E1K1	   	EN 14387:2004 +A1:2008	Combination of organic gases and vapours with a boiling point >65° C, inorganic, acid gases and ammonia	<ul style="list-style-type: none"> - Motor industry - Aircraft construction and aircraft repair - Shipbuilding - Production and use of ink and dyes - Painting works - Production and use of glue - Production of paints and varnishes - Production and use of resins - Electrolysis production - Acid cleaning - Metal etching - Metal engraving - Production and maintenance of equipment - Spraying and processing of agricultural chemicals

FILTER	COLOR	STANDARD	PROTECTION AGAINST	INDUSTRIAL FIELD
Particle filters				
UNIX 203 P3 D		EN 143:2000 / A1:2006	Particles (dust, fume, mist)	<ul style="list-style-type: none"> - Pharmaceutical substances / powder chemicals - Construction/quarrying - Ceramics/refractory materials - Foundry - Agriculture - Woodworking - Food industry
UNIX 213 P3 D		EN 143:2000 / A1:2006	Particles (dust, fume, mist) + additional protection from harmful gases and vapours up to 1 PEL	<ul style="list-style-type: none"> - Welding - Paper industry - Brewing - Chemical treatment - Inks and dyes
UNIX 223 P3 D		EN 143:2000 / A1:2006	Particles (dust, fume, mist) + additional protection from harmful gases and vapours up to 1 PEL	<ul style="list-style-type: none"> - Welding - Paper industry - Brewing - Chemical treatment - Ordinary smog - Inks and dyes
UNIX 303 P3 D		EN 143:2000 / A1:2006	Particles (dust, fume, mist)	<ul style="list-style-type: none"> - Pharmaceutical substances / powder chemicals - Construction/quarrying - Ceramics/refractory materials - Foundry - Agriculture - Woodworking - Food industry
UNIX P1, P2, P3		EN 143:2000 / A1:2006	Particles (dust, fume, mist)	<ul style="list-style-type: none"> - Pharmaceutical substances / powder chemicals - Construction/quarrying - Ceramics/refractory materials - Foundry - Agriculture - Woodworking - Food industry

COMPONENT PARTS OF THE MASK



1 – glass body, 2 – gasket, 3 – upper frame, 4 – valve housing, 5 – inner mask, 6 – node connection of bayonet filter, 7 – head harness, 8 – neck band, 9 – lower frame, 10 – double face seal, 11 – eyelet, 12 – eyelet, 13 – eyelet, 14 – screw, 15 – washer, 16 – nut, 17 – gasketed ring, 18 – nut, 19 – inhalation valve disc, 20 – exhalation valve saddle, 21 – gasketed ring, 22 – nut with grid, 23 – cover plug, 24 – gasketed ring, 25 – cover bar, 26 – inhalation valve saddle, 27 – inhalation valve disc, 28 – inhalation valve saddle with bayonet, 29 – inhalation valve disc, 30 – nut, 31 – gasketed ring, 32 – rubber ring, 33 – head harness, 34 – strap, 35 – strap, 36 – strap, 37 – buckle, 38 – button, 39 – buckle.

OPERATIONAL LIMITATIONS

It is not allowed to use the mask by people with sideburns, bristles, beard, hair, preventing tight fit of the mask to the face, which can lead to the ingress of harmful substances under the mask on the seal line.

ATTENTION! Self-disassembly and assembly of the mask is prohibited.

PREPARATION OF THE MASK FOR USE AND ITS OPERATION

1. BEFORE USING IT IS NECESSARY:

- Check the integrity of the glass body, frames, seal, head straps, inner mask, gasketed rings, as well as the presence of buckles.
- Upon detection of the mask defects, they must be replaced with new ones, and inspected as specified above.

2. PREPARATION OF THE MASK WITH FILTERS FOR USE

● Gas protection



1. Locate the protrusions on the mask;
2. Locate the slots on the gas filter;
3. Align the slots on the filter and the mask;
4. Turn the filter housing clockwise until it stops.

● Particle protection



1. Align the three slots on the UNIX 213 P3 D filter and the three protrusions on the mask;
2. Turn the filter housing clockwise until it stops.
3. Align the three slots on the UNIX 303 P3D filter and the three protrusions on the mask;
4. Turn the filter housing clockwise until it stops.

● Combined protection



- 1-2. Put the removable particle filter in the retainer;
3. Attach the retainer to the gas filter cover until fully latched;
4. Attach the combined filter to the mask as shown in step 3-4 above.

3. PUTTING ON AND REMOVING MASKS WITH FILTERS



- 1-3. Putting on the mask;
- 4-5. Fitting of the mask: tighten the straps until they stop. Make sure the mask fits snugly, without distortions to the face;
6. Removing the mask: loosen the tension of the straps by lifting the buckles.

4. REPLACEMENT OF FILTERS

● Gas filters

Replace if you feel the smell of harmful substances in the inner mask;

● Particle filters

Replace if you feel a sharp difficulty of breathing.

5. TO VERIFY THAT THE MASK IS PUT ON CORRECTLY:

- put on the mask;
- close the hole in the valve box with your hand and exhale slightly.

If the mask is slightly inflated and air leakage through the seal line and the connection of the filter is not observed, it is serviceable and put on correctly, the assembly of the mask with the filters is made hermetically.

If there is an air leak, it means that either the mask is not tight or the mask is not hermetically connected with the filters.

In this case, you must first ensure the tightness of the mask. This requires:

- disconnect filters from the mask;
- close the holes in the inhalation valve saddles on the side surfaces of the glass body;
- try to take 3 to 4 deep breaths.

If it is impossible to breathe, the mask is serviceable, put on correctly, but the connection of the mask with the filters was not hermetical. In this case, it is necessary to inspect the gasket on the inhalation valve saddles in the absence of damage, if necessary, replace it and re-attach the filter to the mask and repeat the test as above.

If the air passes under the mask, it is either worn incorrectly or unserviceable. It is necessary to remove and re-wear the mask or replace it with a serviceable one.

5. CLEANING AND STORAGE:

- wipe the gasket and the inner mask on the outside with a cloth lightly dampened with water and then dry the mask;
- wipe the glass body on both sides with a soft dry cloth;
- between use, keep the mask in a plastic bag or in a special bag for storage and carrying, in a clean, dry place away from heating appliances, protecting from moisture and mechanical effects.



- Bag for storage and carrying

STANDARDS AND CERTIFICATES

Full face mask UNIX 5000 and UNIX 500, UNIX 203 P3 D, UNIX 303 P3 D series filters comply with the basic safety requirements of Regulation 2016/425 (Annex II) and are CE marked. UNIX 213 P3 D filter complies with basic safety requirements in accordance with Regulation 2016/425 and is CE marked.

Compliance with regulatory documents:

1. Full facemask UNIX 5000: EN 136:1998
2. Gas filters of UNIX 500 series: EN14387:2004+A1:2008
3. UNIX 203 P3 D, UNIX 213 P3 D, UNIX 223 P3 D, UNIX 303 P3 D particle filters, UNIX P1, P2, P3 prefilters: EN143:2000 /A1:2006.

TRANSPORTATION RULES

1. Conditions of transportation and storage of boxes with masks regarding influence of climatic factors of environment shall correspond to conditions according to EN 136 (at temperature from - 50 to + 50°C). Boxes with masks should not be subjected to shock loads and aggressive substances.
2. Boxes with masks should be stored in rows, not more than six boxes in height. Distance between rows is not less than 0.8 m. The rows should be lifted above the floor to a minimum height of 0.2 m.
3. After storage of the masks in the air temperature below 0°C before use they should be kept for at least 24 hours at ambient temperature (20+5) °C.
4. Transportation of boxes with masks is made by any kind of transport in covered vehicles. During transportation, it is necessary to protect the mask from mechanical damage and precipitation.